

# Turmdrehkran K 1025 Hydro

Tower Crane • *Grue à tour*



## Das Kransystem mit der Qualität bis ins Detail

The crane System by quality  
to the detail

*Dans ce systeme le moindre détail  
est synonyme de qualité*

CE

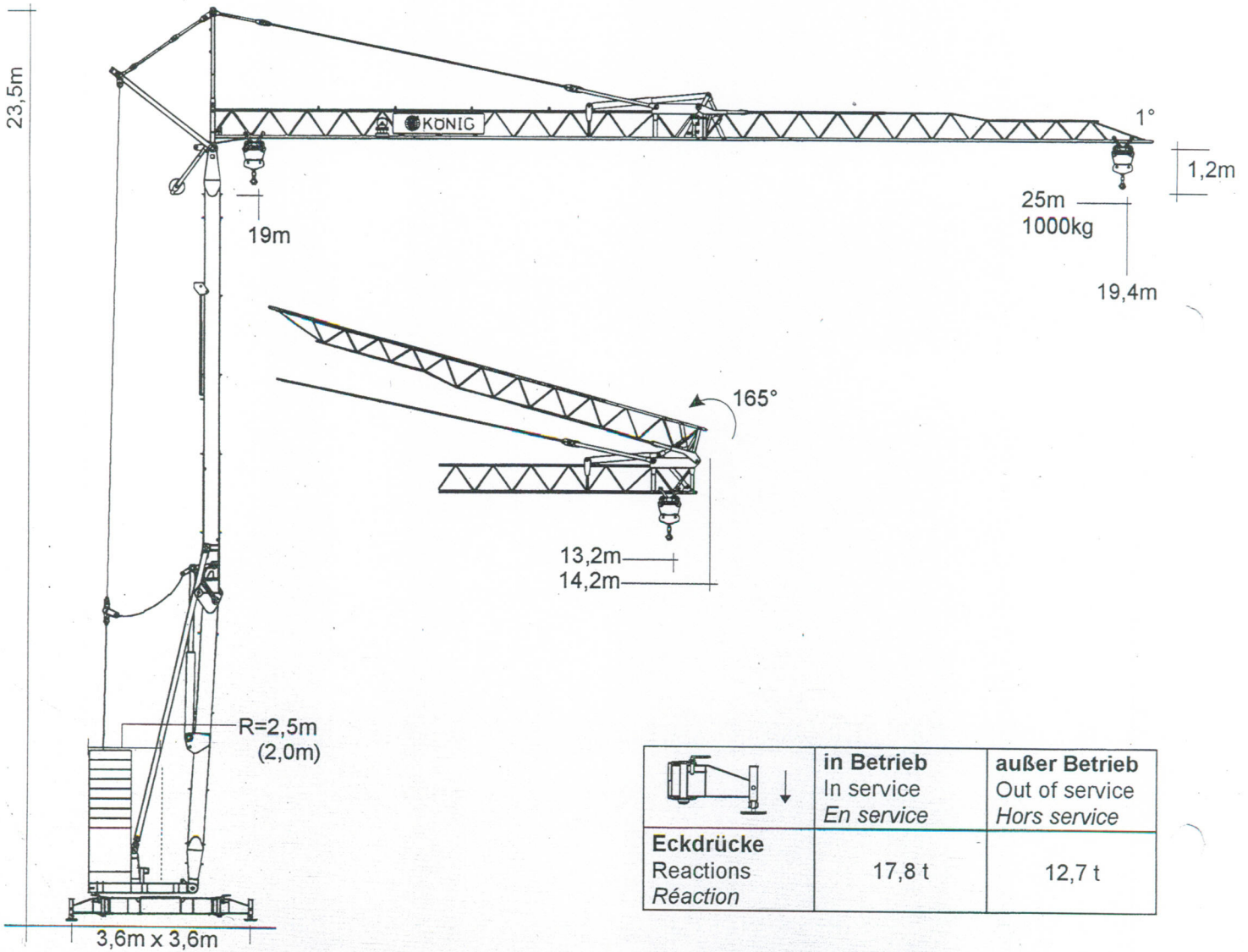
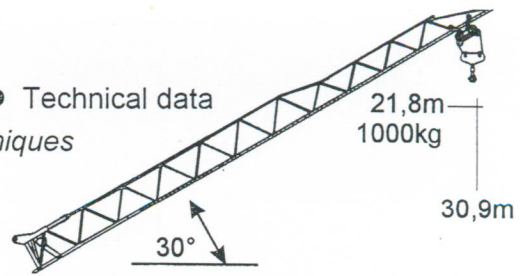
DIN 15018 • H1 • B3

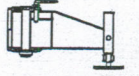


**KÖNIG-KRANE**  
Made in Germany

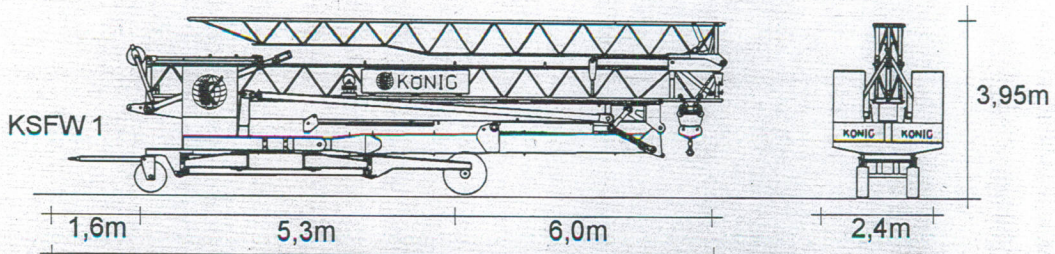
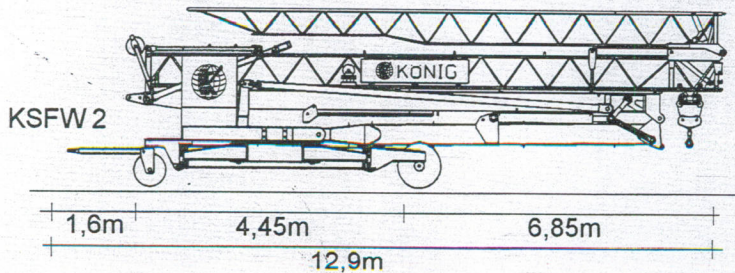
# K 1025 H

Technische Daten • Technical data  
Caractéristiques techniques




	<b>in Betrieb</b> In service <i>En service</i>	<b>außer Betrieb</b> Out of service <i>Hors service</i>
<b>Eckdrücke</b> Reactions <i>Réaction</i>	17,8 t	12,7 t

## Straßentransport • Transport by road • *Transport sur la route*

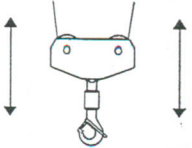
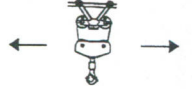
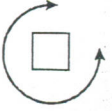




## Ausladung und Tragfähigkeit Radius and capacity • Portée et charge

	0° (m)	12	13	14	15	16	17	18	19	20	21	22	23	24	25
	kg	2500	2308	2111	1944	1799	1672	1561	1463	1374	1295	1224	1159	1100	1000
	30° (m)	10,6	11,4	12,3	13,2	14,0	14,9	15,8	16,6	17,5	18,4	19,2	20,1	21,0	21,8

## Geschwindigkeiten • Speeds • Vitesses

	Stufe • Step • Cran	m/min.	kg	kW
	1	6	2500	3,5
	2	21	2500	9
	3	48	1000	11
	1	20		1,1
	2	40		1,5
		0-1 U/min. sl./min. tr./min.		2,2

Leitungsquerschnitt bis 50 m: 5 x 10 mm<sup>2</sup>  
Cross section of cable up to  
Section de cable jusque à

Betriebsspannung 400 V  
Operation voltage  
Tension de service

Frequenz 50 Hz  
Frequency  
Fréquence

Gesamtanschlußwert 13,2 kVA  
Power requirement (14,7 KW)  
Puissance requise

## Gewichte • Weight • Poids

<b>Zentralballast</b> Central ballast weight <i>Lest de base</i>		5.900 kg	<b>Transportgewicht ca. *</b> Transport weight approx. <i>Poids de transport env.</i>	KSFW 1 KSFW 2	17.950 kg 17.650 kg
<b>Gegengewicht</b> Counterweight <i>Contrepoids</i>	r = 2,5 m r = 2,0 m	8.400 kg 11.200 kg	<b>Konstruktionsgewicht ca.</b> Dead weight approx. <i>Pois de la construction env.</i>		10.200 kg

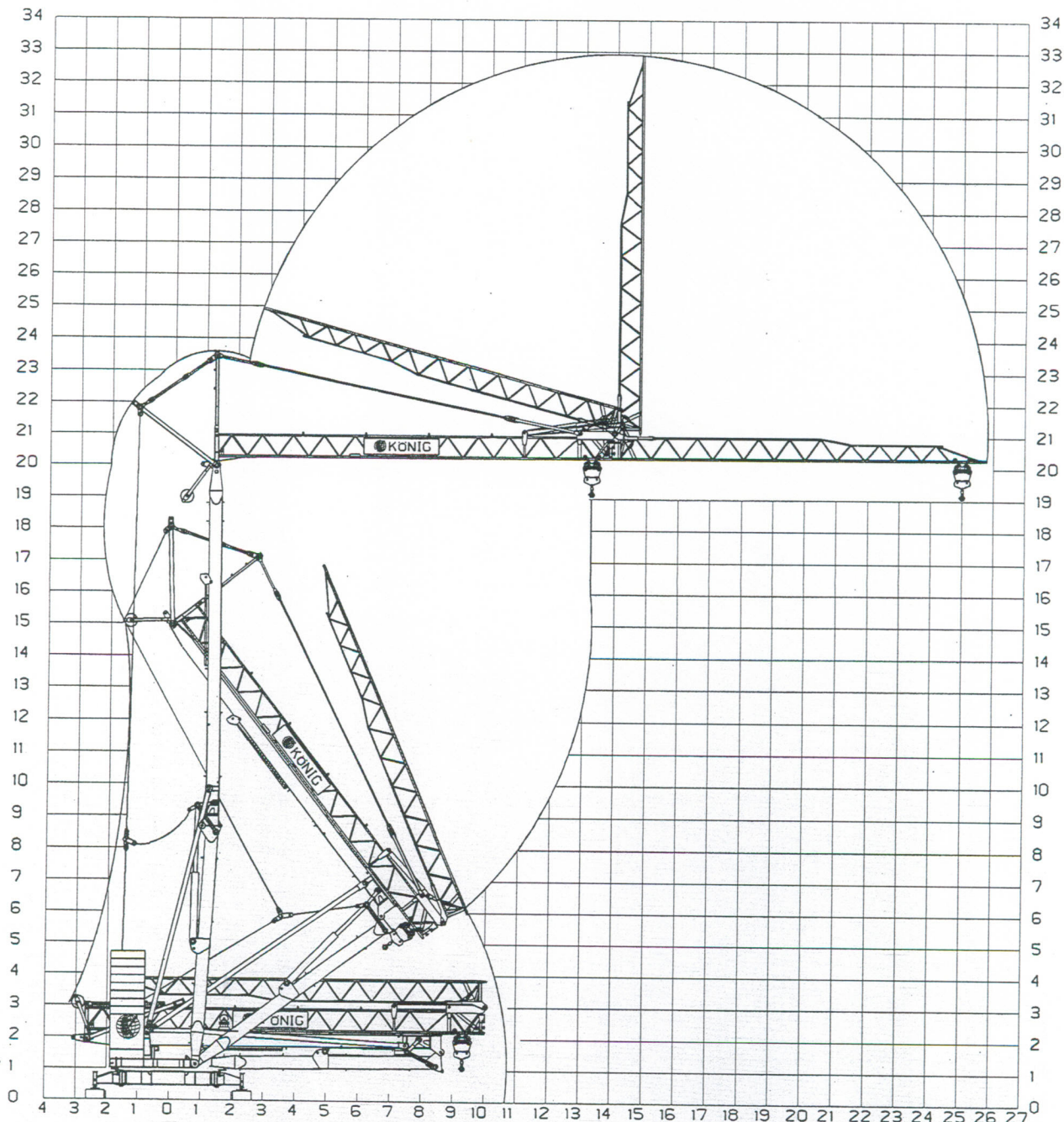
\* inkl. Transportachse und -adapter.



# K 1025 H

Technische Daten • Technical data • *Caractéristiques techniques*

## Montage • Mounting • *Montage*



**König Baumaschinen-Vertrieb GmbH**  
Postfach 1164 • D-53563 Asbach/Ww.  
D-53567 Asbach-Schöneberg  
Tel. ++49 (0) 2683 / 9172-0 • Fax -10  
[www.Koenig-Krane.de](http://www.Koenig-Krane.de)

Ihr König-Fachhändler: